



LEI200



LEI200 LCD 7"

VERSATILE, FLEXIBLE, ALL THE BEST OF THE BIANCHI TECHNOLOGIES IN A COMPACT TABLE TOP.

LEI200, automatic vending machine with 200 cups capacity (also available in semi-automatic version) available in espresso coffee from beans and instant coffee versions.

USER INTERFACE

- Tactile selection panel with 12 backlit buttons that can be set either as direct selections or pre-selections.
- 12 buttons alphanumeric keypad to manage a slave spiral machine in option.
- Models with backlite lexan or 7" LCD screen that makes the machine communicative with the display of images or video.
- Customizable sugar dosage.
- End selection acoustic signal.
- 32 digit alphanumeric display.
- Enlightened cup station with a height of 170 mm, able to host a jug and foldaway small cup holder standard on the semi automatic version.
- Slow falling product dispensing door on the automatic version.

Bianchi Vending



LED, LOW VOLTAGE LIGHTING



PATENTED ESPRESSO GROUP



CUP SENSOR DETECTION (OPTION)



ENERGY SAVING MODE (OPTION)



DISPLAY LCD 7" (OPTION)

SPECIFICATIONS

- ELECTRICAL SUPPLY: 230 Vac – 50 Hz / 120 Vac – 60 Hz
- INTERNAL ELECTRICAL SUPPLY

All the electrical components are supplied at 24 Vdc, with the exception of the boiler resistances, the pump and the steam ventilator that are at powered by the mains voltage.

• POWER SUPPLY

1.80 kW single boiler espresso version

1.80 kW alternating dual boiler espresso version

- WATER SUPPLY: Fitting connection = 3/4"

Water pressure = 0.5 – 6.5 bar

FEATURES

- Great configuration flexibility and wide choice of versions. Automatic and semi automatic, with water system supply or with autonomous tank inside the base cabinet.
- Door lock with programmable code.
- Mixers are extractable to make maintenance operations easier.
- Standard serpentine kit for tea.
- Cup dispenser adjustable to various diameters (from 70 to 74 mm) and dispenser for 90 or 105 mm stirrers (automatic version).
- Standard boiler for Espresso: 1500 W – 150 cc. Dual boiler available by adding a boiler 700 W – 180 cc. for higher performances (long drinks).
- Liquid waste tray: 2 litres with electronic safety block for maximum water level.
- Coffee waste tray for 200 pods.
- Pre-heating boiler with electrical temperature management (available on the dual boiler espresso version).
- Switching power supply that guarantees total stability of the instant product dose and complete electric safety protections.
- Standard multi-protocol electronics.
- Compatible with telemetry systems.

PAYMENT SYSTEM

- Compatible with all the payment systems available on the market.

PRODUCT CAPACITY

Coffee beans	1.70 kg
Instant coffee	0.85 kg
Barley	0.85 kg (1.75 lt)
Powdered milk	0.55 kg (1.75 lt)
Creamer	1.20 kg (1.75 lt)
Chocolate	3.00 kg (1.75 lt) double canister
Lemon tea	2.00 kg (1.75 lt)
Tea	1.00 kg
Soup	1.25 kg
Sugar	1.70 kg
Spoons	200 pcs. (automatic version)
Cups	200 pcs. (automatic version)

ACCESSORIES KIT

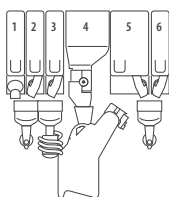
- Basic cabinet or predisposed for payment systems.
- Free vend panel.
- Autonomous pump kit that can be assembled inside the base cabinet.
- Cup sensor (automatic version).
- Kit chip clock (for energy saving mode and promotional activities).

ENVIRONMENT

- Backlighted keyboard with led.
- Compatible with paper cups and wooden stirrers.
- Option: cup sensor to reduce the consumption of plastic cups and to deliver a beverage in a mug (automatic version).
- Energy saving mode to reduce the energy consumption when the machine is in stand by.
- In compliance with *ROHS* and *WEEE*.

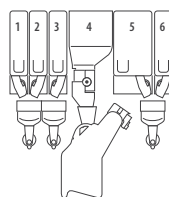
VERSIONS LEI200* * Versions available also with 7" LCD	ESPRESSO 1ES-5 SINGLE BOILER AUTOMATIC	ESPRESSO 1ES-5 SINGLE BOILER SEMI AUTOMATIC	INSTANT IN-6 AUTOMATIC
COFFEE BEANS	1	1	-
INSTANT CANISTERS	5	5	6
DIMENSIONS MM	745H x 510W x 600P / WEIGHT 51 KG (Espresso automatic version) CABINET: 786,5 H x 510W x 555D (without wall bracket). Depth including wall bracket 610 mm.		

1. Sugar 2. Decaffeinated 3. Tea
4. Coffee Beans 5. Chocolate 6. Milk



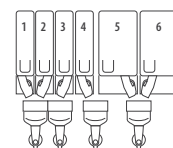
ESPRESSO AUTOMATIC

1. Instant 2. Decaffeinated 3. Tea
4. Coffee Beans 5. Chocolate 6. Milk



ESPRESSO SEMI AUTOMATIC

1. Sugar 2. Coffee 3. Decaffeinated
4. Instant 5. Chocolate 6. Milk



INSTANT